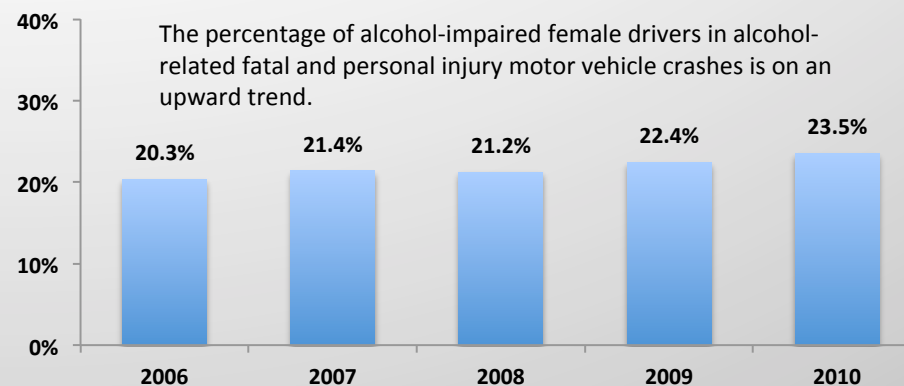


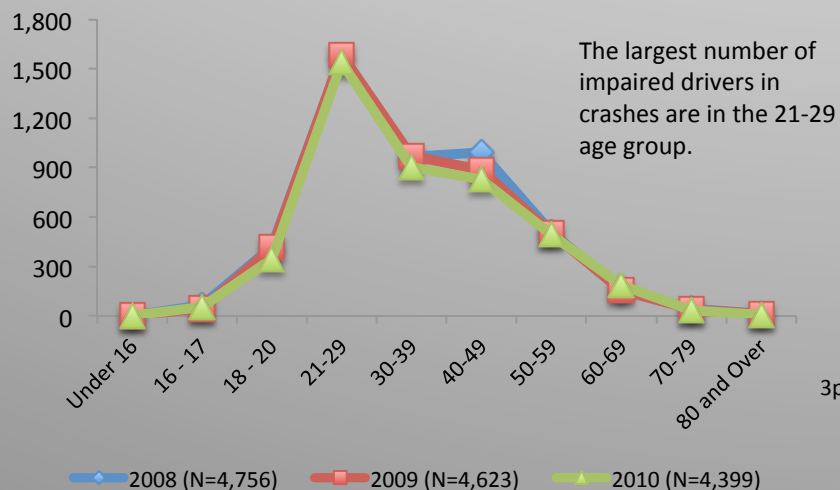
New York State Fact Sheet on Alcohol-Related Crashes

Total and Alcohol-Related Fatalities					
	2006	2007	2008	2009	2010
Total Fatalities	1,433	1,317	1,224	1,148	1,192
Number of Alcohol Related Fatalities	397	373	381	361	354
Percentage of Total Fatalities	28%	28%	31%	31%	30%

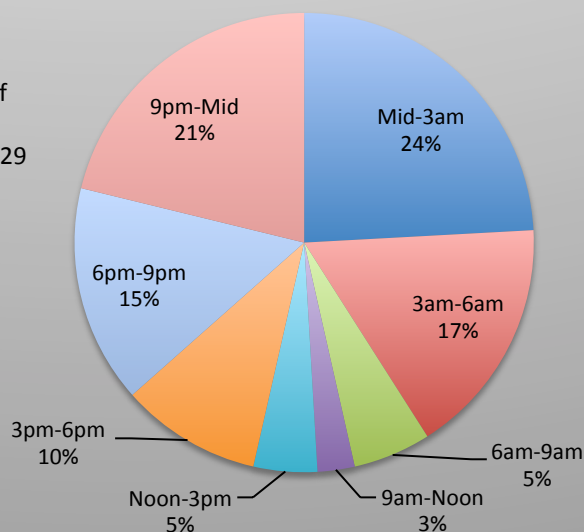
Alcohol-Related Fatal and Personal Injury Crashes Percentage of Alcohol-Impaired Drivers Who Are Female



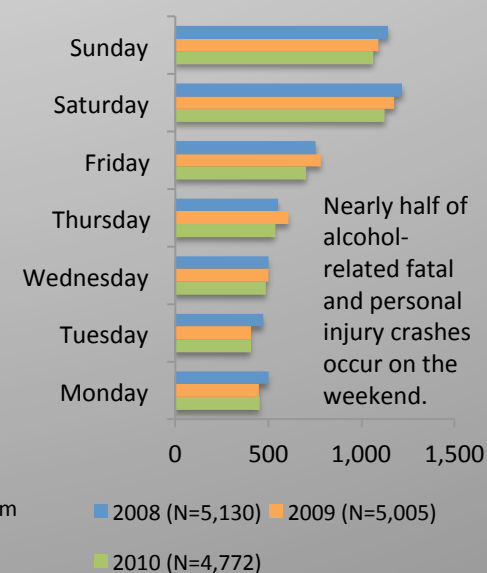
Alcohol-Related Fatal and Personal Injury Crashes Alcohol-Impaired Drivers by Age Group



Alcohol-Related Fatal and Personal Injury Crashes Time of Day 2010 (N=4,772)



Alcohol-Related Fatal and Personal Injury Crashes Day of Week



Note: Fatalities refer to people, while crashes refer to the crash event. One fatal crash (the event) may involve more than one vehicle and more than one fatality. All data were obtained from the NYS Department of Motor Vehicles.